









Apley Wood Primary Academy Behaviour Curriculum:

|   |  |  |   |   |   |   |   |   |
|---|--|--|---|---|---|---|---|---|
|  |  | <p>Shared Culture:</p> <p>All children at Apley Wood should understand:<br/>                 Being <b>ready</b> for learning is important, individually, and as a group.<br/>                 We are <b>respectful</b> to others in the local and wider community.<br/>                 Everyone in the school should be kept <b>safe</b>.<br/>                 Responsibility and self - management are the most effective ways that everyone can be <b>Ready, Respectful and Safe</b>.</p> |   |   |   |   |   |   |
|   |  | <p>Legendary Lines</p>    | <p>In The Classroom</p>    | <p>Communal spaces and around school</p>   | <p>Dining hall</p>  | <p>Magnificent Manners</p>   | <p>Outdoors</p>    | <p>Presentation</p>  |
| <p>How to be <b>ready</b> at Apley Wood Primary Academy:</p>                      | <p>Silent voices</p> <p>Arms by the side</p> <p>Face the front</p> <p>Line up as soon as required</p> <p>Wonderful walking and entering rooms:</p> | <p>Correct equipment on the correct days</p> <p>Voices off at the start of a lesson</p> <p>Sitting in the correct space</p> <p>Eyes on the adult in the room</p>   | <p>Three clap call to be ready and then both hands up</p> <p><b>Using the lockers: (KS1 and Ks2)</b></p> <p>Ensuring everything is in your locker.</p> <p>Not time wasting.</p> | <p>Use legendary lines and wonderful walking.</p> <p>Quiet voices at the table.</p> <p>Sit with legs under the table facing inwards.</p> <p>Check your area is ready before leaving</p> | <p>Manners</p> <p>Legendary lines and wonderful walking.</p>  | <p>Playtime and lunchtimes Routines</p> <p>When whistle is blown, stop. Second whistle blown, walk silently to line up for break times.</p> <p>For lunch times.</p> | <p>How to present work correctly in work books</p> <p>Correct school uniform/PE kit on the appropriate days.</p> <p>No jewellery unless for</p> | <p>Walk into the hall in silence and follow calm brain</p> <p>Legs crossed and facing the front</p>     |






|  |   |  |  |  |  |  |  |  |
|--|---|--|--|--|--|--|--|--|
|  | <p>Walk to the side.</p> <p>Single file</p> <p>Silent voices</p> <p>Avoid jumping or rushing.</p> <p>Face the direction of travel.</p> <p>Lining up in register order</p> | <p>Focused on the task</p> <p>Three clap call to be ready</p> <p>Empty hands (unless children have been given a fiddle toy)</p> <p>Take part in calm brain</p> |  |  |  | <p>Whistle/bell blown/rang-Tidy/finish activity and walk to their lines silently.</p> <p>Wonderful walking and legendary lines. Establish rules for the game.</p> <p>Listen to instructions.</p> | <p>religious reasons.</p> <p>Stud earrings only.</p> <p>Bring a coat when needed.</p> <p>Jumpers not tied around waist.</p> <p>Long hair tied back.</p> <p>No make up</p> <p>Date and title written from the margin and underlined with a pencil and ruler.</p> <p>Crossing out done with one line.</p> <p>Sheets stuck in flat.</p> |  |
|--|---|--|--|--|--|--|--|--|

|   |   |  |   |  |  |  |  |  |
|---|---|--|---|--|--|--|--|--|
|   |   |  |   |  |  |  | Small neat ticks using a purple pen when self marking.                 |  |
|   |   |  |   |  |  |  | No doodling anywhere on books.   |  |
| How To be <b>respectful</b> at Apley Wood Primary Academy | Respect personal space – do not stand too close<br><br>Respecting the adult – listen to the adult instructions when lining up | Listening to and following instructions<br><br>Hand up to get an adults attention<br><br>Leave tables tidy at the end of the lesson<br><br>Taking care of equipment/resources<br><br>School Stationery/resources kept in the correct places until needed | Ensuring areas are tidy<br><br>Pick up rubbish and put it in the bin<br><br>Only using your own locker<br><br>Using the lockers: (KS1 and Ks2)<br><br>Flush toilets<br><br>Wait for adults at doorways and let them through<br><br>Ensure nothing is on the floor | Pick up food.<br><br>Use magnificent manners.<br><br>Tidy up carefully.<br><br>Three clap call and respond.<br><br>Don't talk with mouth full.<br><br>Knife and fork used. | Say please when asking for something.<br><br>Say thank you to your peers and members of staff.<br><br>Welcoming visitors and new children.<br><br>Use a quiet and controlled voice.<br><br>Face the person you are speaking to.<br><br>Listen when you've been | Use the areas appropriately.<br><br>Use trim trail and pirate ship at correct times.<br><br>Including everyone in play.<br><br>Do not use outdoor equipment before and the end of the day. | Following the uniform policy.<br><br>Following rules for presentation. | Listening to the assembly<br><br>Putting hand up to answer questions |

|   |   |  |   |   |   |  |  |  |
|---|---|--|---|---|---|--|--|--|
|   |   | Pick anything up off the floor even if it doesn't belong to you  |   |   | given an instruction. Respect personal space.<br><br>Saying good morning.<br><br>Be kind and understanding.<br><br>Support and encourage.<br><br>Share and take turns |  |  |  |
| How to be <b>safe</b> at Apley Wood Primary Academy | Line up in the designated area<br><br>Keep hands and feet to selves<br><br>Face the direction of travel | Stay seated<br><br>Floor space should be tidy<br><br>Chairs tucked under<br><br>Walk around the classroom<br><br>Ensure personal space given | Ensure locker doors are closed.<br><br>Ensure there is a clear space before opening locker.<br><br>Coats on pegs outside the dinner hall.<br><br>One adult to present in the locker/cloakroom | Stay seated.<br><br>Don't talk with mouth full.<br><br>Use legendary lines and wonderful walking in the hall. | Letting people past in the corridor.<br><br>Listen to and follow instructions.  | Kind hands and feet.<br><br>Use all equipment in an appropriate and safe manner.<br><br>Find adults if you have a problem. | Earrings removed or taped over for PE.<br><br>No open toed shoes.<br><br>Hair tied back. | Sitting still<br><br>Not fidgeting<br><br>Keeping legs and arms to oneself |

|  |  |  |  |  |  |   |  |  |
|--|--|--|--|--|--|---|--|--|
|  |  | Fire doors to remain clear                               | areas at transition times.   |  |  | Do not use the PE store.                        |  |  |
|  |  | Floors tidy and ready for the school mentor dog (Bonnie) | Washing hands after using the toilet.<br>Limit numbers in toilet.<br>Children to be supervised in all communal areas.<br>Areas tidy and ready for the school mentor dog (Bonnie) |  |  | Do not use bikes or scooters on the playground. |  |  |

Consequences at Apley Wood Primary Academy

|  |  |
|--|--|
|                     | Reminder of Expectations:  |
|                     | Warning:   |
|                     | Consequence:<br>Move to another space in the base.<br>Time out from playtime/lunchtime. (5 minutes)<br>Tidy up any mess made.  |
| If continues<br>    | Consequence:<br>Move to another base.<br>Extended time out from playtime/lunchtime. (More than 5 minutes)<br>Tidy up any mess made.<br>For work refusal, completion of work during playtime/lunchtime. |
| If persistent:<br> | Time out with a member of SLT.<br>Removal of privileges- Responsibilities, choices, job roles, representing school etc. as discussed with class teacher and SLT.                                       |
| Physical incidents:  | Consequence given following steps. In addition to speak with a member of SLT.  |
| Informing parents/carers:  | Physical, swearing, persistent low level , racist incidents  |